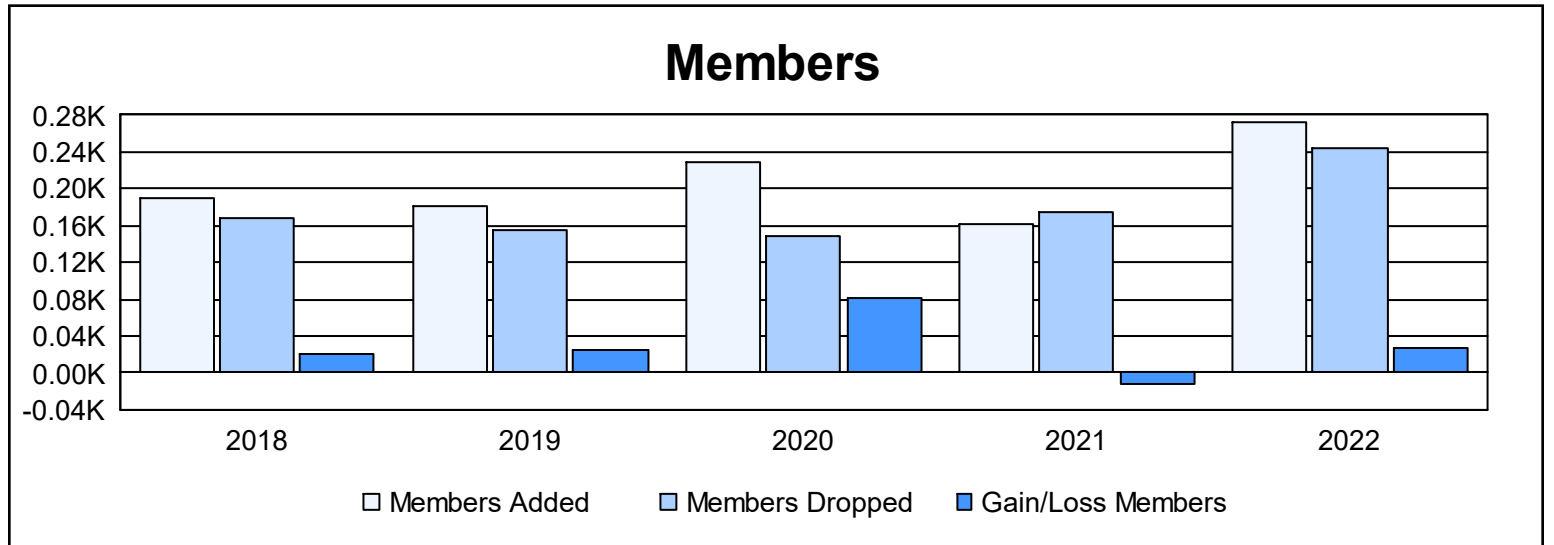
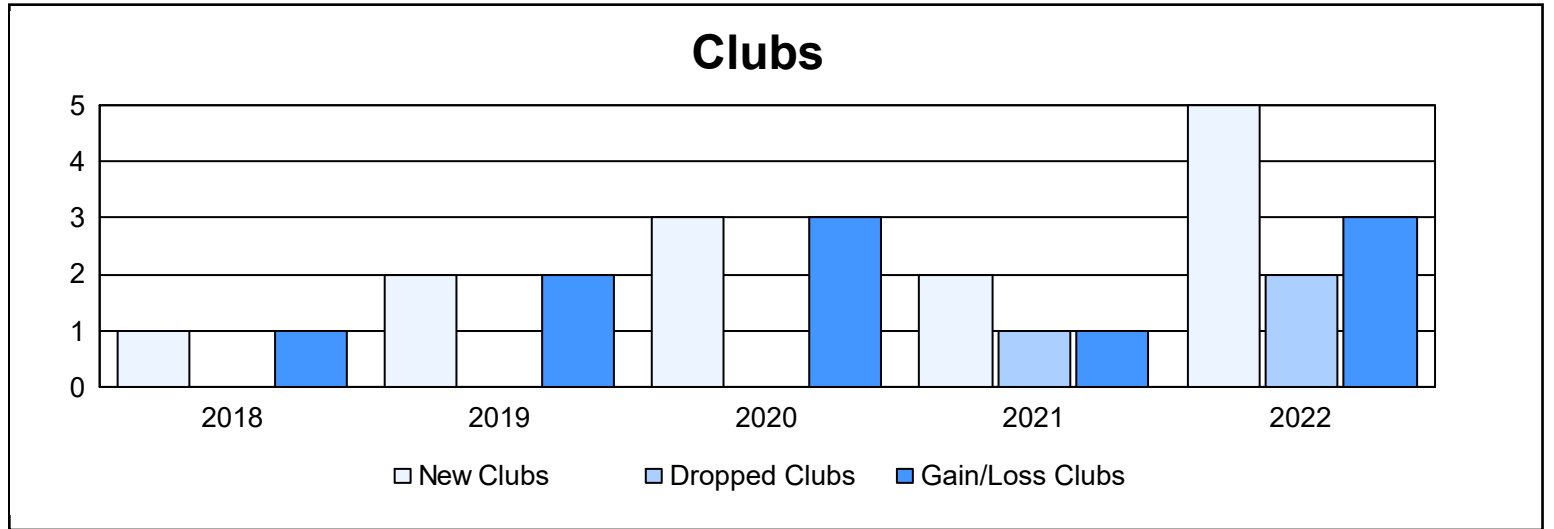
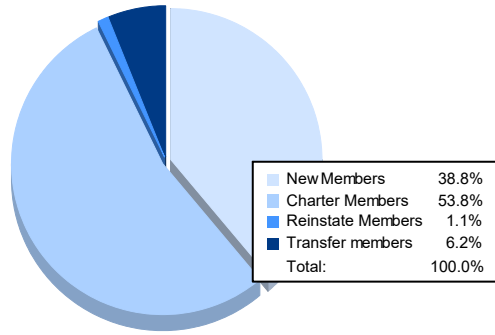


Year	New Clubs	Dropped Clubs	Gain/ Loss Clubs	New Members	Charter Members	Reinstate Members	Transfer Members	Total Member Added	Total Members Dropped	Gain/ Loss Members
2017-2018	1	0	1	129	44	7	9	189	169	20
2018-2019	2	0	2	122	51	7	1	181	156	25
2019-2020	3	0	3	141	67	1	20	229	148	81
2020-2021	2	1	1	109	35	7	11	162	174	-12
2021-2022	5	2	3	106	147	3	17	273	245	28
<b>Average</b>	<b>3</b>	<b>1</b>	<b>2</b>	<b>121</b>	<b>69</b>	<b>5</b>	<b>12</b>	<b>207</b>	<b>178</b>	<b>28</b>



### Membership Composition June 2022 Cumulative



### Gender Composition June 2022 Cumulative

